

Clarifications

World Shooting Para Sport Technical Rules and Regulations

February 2017

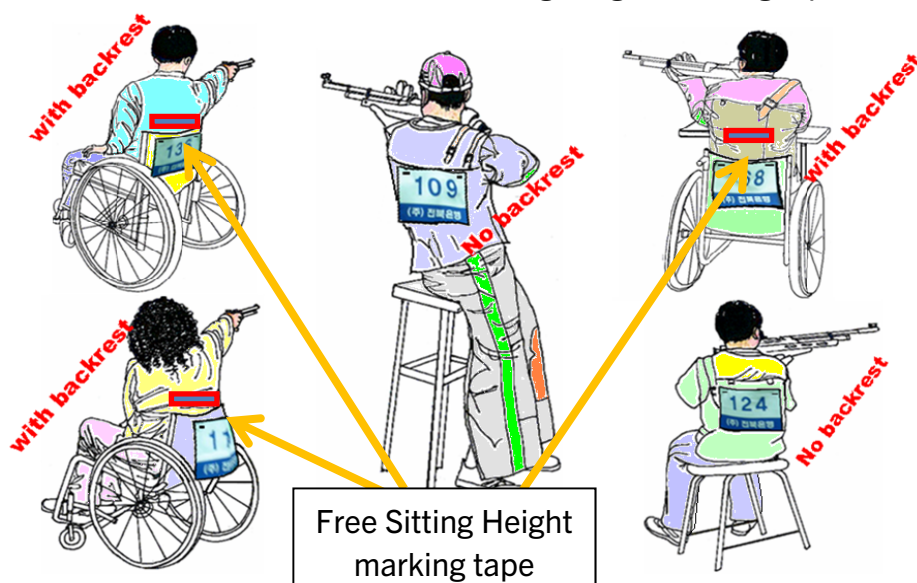
1 Bib numbers

1.1 Rules to note

Rule no.	Rule
1.10.4	The Bib must be visible at all times when the athlete (and/or Loading Assistant) is on the Field of Play.
1.10.5	For athletes competing from a shooting chair/wheelchair with backrest, the bib must be displayed on the back of the backrest.

1.2 Important things to check/remember

- Is the bib number in the right position?
 - Athletes with **backrest score A**: on the back of the athlete (unless the shooting chair used has a back, in which case Bib should be displayed on the back of the chair, because the Bib cannot obscure the view of the Free Sitting Height marking tape);
 - Athletes with **backrest score B or C**: on the back of the shooting chair (as the Bib cannot obscure the view of the Free Sitting Height marking tape).



2 Apparel and Equipment

2.1 Shooting Jacket

2.1.1 Rules to note

Rule no.	Rule
2.2.1.1	For athletes competing from a Shooting Chair (not including a high stool), the maximum length of the shooting jacket may not be longer than down to the lap in front and down to the top of the cushion in back. The length of the jacket will be measured in standing shooting position.
2.2.1.4	The same shooting jacket may be used in all shooting positions. Only one shooting jacket may be approved by equipment control for each athlete for all rifle events in one competition. An exception to the rule is made for SH1 athletes in the following cases: <ul style="list-style-type: none"> (a) shooting the prone position lying on the floor or table; (b) shooting the kneeling position from a standard shooting chair; (c) in air rifle prone events competitors may not lay down, but must use a table and a shooting chair. If the athlete has to use a table he or she must also use a shooting chair.

2.1.2 Interpretations/clarifications

- Even if the jacket has no buttons, the jacket must be shaped like rule 2.2.1.1. However, this may give problems placing and viewing the Free Sitting Height tape on the jacket (because a jacket without buttons can easily move up when the athlete is in the shooting position), so the athlete and coach must take care and be aware of this potential problem.
- In case a jacket as a zipper instead of buttons; the overlap will be visually checked by the Rifle Jury.
- The exception referred to in rule 2.2.1.4 means that an SH1 athlete using an ISSF jacket in certain events may pass 2 jackets at equipment control; 1 x ISSF-style jacket and 1 x World Shooting Para Sport-style jacket.

2.2 Shooting Trousers

2.2.1 Rules to note

Rule no.	Rule
2.2.2.1	Shooting Trousers are prohibited, with the exception of SH1A athletes, when shooting from a high stool or free-standing position.

2.2.2 Interpretations/clarifications

- In the 3 positions event (R7 & R8), shooting trousers are not allowed in kneeling and prone position.
- In an exception to rule 2.2.2.1, athletes with lower limb prosthesis are permitted to keep their shooting trousers on in the kneeling and prone position if they are unable to remove their trousers without removing their prosthesis. However, the athletes must open the leg zippers and waistband of the trousers when shooting in the kneeling or prone position.

2.3 Strapping

- In cold situations athletes use blankets to keep warm; however the blanket may not be used to support the legs and provide additional stability.
 - Hanging/draping the blanket over the legs/lap is permitted, as long it does not support the legs;
 - Putting the blanket over the legs/lap and tucking it under the legs or sitting on it is NOT permitted; this is equivalent to using the blanket as a strap to support the legs and provide additional stability.
 - The Range Jury will check athletes on the line who are using blankets; to check the blankets are used in the correct way and not to provide additional support.

2.4 Triggers adaptations

2.4.1 Rules to note

Rule no.	Rule
2.6.1	Trigger adaptations are permitted, only if specified on the athlete's Classification Card.
2.6.2	Trigger adaptations are all triggers or trigger amendments that are outside of the dimensions of the trigger guard.

2.4.2 Interpretations/clarifications

- The intention of the rules regarding the trigger extensions and adaptations is to allow the use of a trigger outside the trigger guard, but to keep it as close as possible (as much as the athlete's impairment allows) to the trigger guard.
 - The extension/adaptation of the trigger should be kept as minimal as possible; only what is absolutely necessary based on the athlete's impairment. No excessive or unnecessary adaptations will be permitted, as these can pose safety risks or allow an athlete unfair advantage.
- At equipment control, the Athlete must demonstrate how the trigger adaptation is used in position. No changes to the trigger are permitted after it has been passed at equipment control.
- A trigger adaptation/extension must be approved for safe use in air and smallbore shooting; exceptions will not be made for use between air rifle and small-bore events (i.e. permitted for one discipline and not for another).
- For safety reasons, contact with the trigger must be sensory. Use of artificial/mechanical hand or fingers to pull the trigger/adaptation is not permitted.

Example:



Non-allowable trigger adaptation!

Due length of the rods there is a safety concern as there is a big risk of accidentally touching the trigger.

2.5 Shooting Chairs

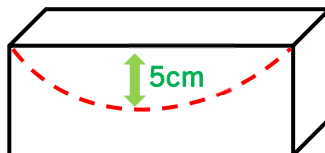
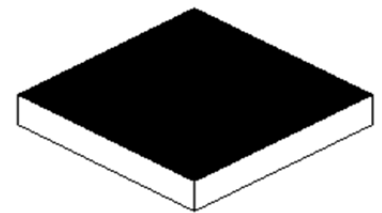
2.5.1 Seat construction

2.5.1.1 Rules to note

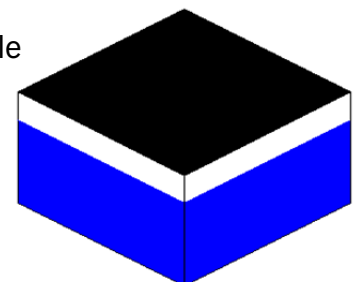
Rule no.	Rule
2.7.7	The chair may be <u>upholstered with material</u> that is <u>compressible up to a maximum of 5 cm</u> .

2.5.1.2 Interpretations/clarifications

- The term “upholstered with material” refers to the chair cushion, including any material used to cover it.
- The term “compressible up to a maximum of 5 cm” means that the maximum depth the cushion may compress by (when weight/force is applied) is 5cm.



- All cushions thinner than 5cm are permitted.
- Cushions thicker than 5cm are permitted only if they are compressible (when weight/force is applied) only to maximum depth of 5cm.
- Stacked cushions (consisting of a non-compressible booster/block – used to adjust the level the sitting height - with a compressible cushion on top) are also permitted. However, as stated above, the compressible cushion part must be compressible (when weight/force is applied) only to maximum depth of 5cm.
- Testing of the compression of the cushion is done at Equipment Control, and may also be checked on the line.



2.5.2 Backrests

2.5.2.1 Rules to note

Rule no.	Rule
2.7.6	Athletes must not lean on the side posts [...] to gain stability of the pelvis or the spine and thus gain unfair advantage against their fellow competitors.
2.7.9	No part of the backrest may be higher than the minimum Visible Free Height that is determined during Classification.
2.7.10.1 (b)	Backrests made from hard material: The backrest may be flat, or with a curved surfaced, however the maximum slack (depth of the curve) of the backrest (the distance from the front of the vertical sides of the backrest to the deepest part of the backrest) shall not exceed 3cm.

2.5.2.2 Interpretations/clarifications

- It is not permitted to use the post to gain additional stability of the spine. The spine is not allowed to touch the side posts.
- The Visible Free Height mark must be above the highest point of the backrest (the highest point on flexible backrests is often the side posts).
- Backrests made from hard material, must be in front of the posts, and may be upholstered with a minimum of compressive material to protect the back of the Athlete (but it must not affect the maximum slack of 3cm).



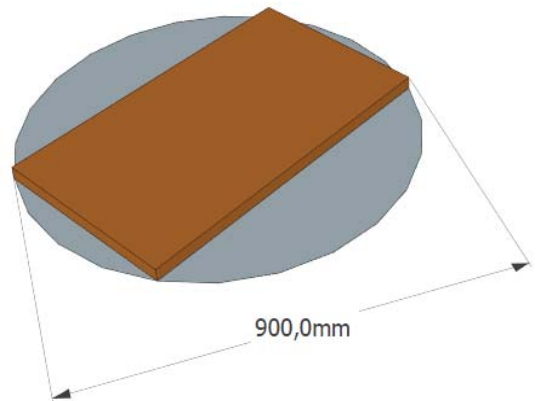
2.6 Shooting Tables

2.6.1 Rules to note

Rule no.	Rule
2.8.1.3	be of a size no larger than 90cm in diameter;
2.8.1.4	consist of two or more small individual tables joined or placed together in such a way as to provide one stable platform (on the same horizontal axis), however must not be larger in size (when joined/placed together) than the permitted 90cm diameter;

2.6.2 Interpretations/clarifications

- The table (or tables, if two small tables are used) must stay within the 90cm diameter.
- The table can be mounted on the wheelchair or free standing; if free standing, the table legs must also be within the 90cm diameter and in the firing point dimensions.
- L-form tables are allowed (but must stay within the 90cm diameter).
- U-form tables are allowed only if the U-form is wider than the torso of the Athlete (so their body does not come into contact with it) and also this table must stay in the 90cm diameter.
 - In the prone position, the athlete may only be touching the table on one side!



2.7 Rifle Rest

Rule no.	Rule
7.5.8.3 (ISSF)	The use of a rifle rest for resting the rifle between shots is permitted providing that no part of the stand is higher than the athlete's shoulders when holding the rifle in the standing position.

3 Shooting positions

3.1 Pistol

3.1.1 P3 ready position

- If the bench of the 25 metre range is too high for sitting athletes to perform the 45 degree angle in ready position, the 'ready position' can be accepted as the most lower point close to the surface of the bench.
- In no case the pistol may rest on the bench during the ready position!

3.2 Rifle

3.2.1 Prone position

Rule no.	Rule
3.2.2.1	The athlete's chest and/or abdomen may rest on the board or table (provided that the athlete is not also in supporting contact with the backrest).

Clarification

- Athletes are not allowed to fixate their body between the backrest and the table; they may either lean on the backrest or the table for stability.
- In position this means that athletes:
 - Using the table for support: are not permitted to touch the top-part of the backrest, as they should be leaning forward onto the table. When in this position, to touch the lower part of the backrest with the body is permitted.
 - Using the backrest for support: athlete's body should not touch the table with the body except the elbows, as they should be leaning backward onto the backrest. If, due to the athlete's body size or shape it is impossible to not touch the table, the touching should only be light and the table should not be pushing into the athlete's body.



3.2.2 SH2 Shooting Positions

3.2.2.1 Prone

Rule no.	Rule
3.2.2.6 (b)	Both elbows (if possible, according to the athlete's impairment) must rest on the table or board.

Clarification

- If the athlete's impairment does not allow for both elbows to be rested on the table or board, the athlete may rest their non-shooting arm on the table, on top of the rifle, or on their body, provided that the arm is relaxed and not used in such a way as to gain additional support and unfair advantage.

3.2.2.2 Standing

- Athletes must remember to de-shoulder between every shot, including in the Finals!
- If the athlete's impairment does not allow for both arms to support the rifle on the shooting stand, the athlete may rest their non-shooting arm on top of the rifle or on their body (provided that the arm is relaxed and not used in such a way as to gain additional support and unfair advantage);
- If a table/bench is used to mount the rifle support stand, the non-shooting arm must not be in contact with this table/bench.



4 Finals

4.1 Loading

- Athletes (and Loaders) must ensure they do not touch the rifle/pistol with a pellet/bullet before the command “LOAD” is given.
- The loading process must be completed within 5 seconds from the command “LOAD” being given.
 - In R4 and R5, athletes/loaders must complete the loading process within 10 seconds from the command “LOAD” being given.

4.2 Eliminations

- Upon elimination from the Final, athletes should remain in place on the Firing Point, unless they are able to move to the back of the Firing Point unaided and without disturbing the other athletes.

4.3 Clear Field of Play

- In order to present the sport in the best way for spectators, the Field of Play must be left clear for the finals. No equipment or additional chairs may be left on the Field of Play.
- Athletes may also not use chairs to rest their equipment during the finals.